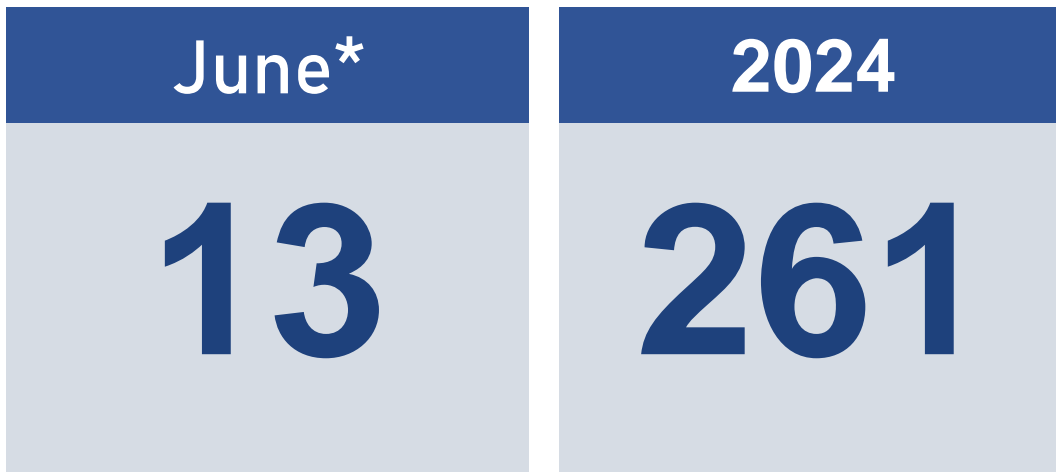


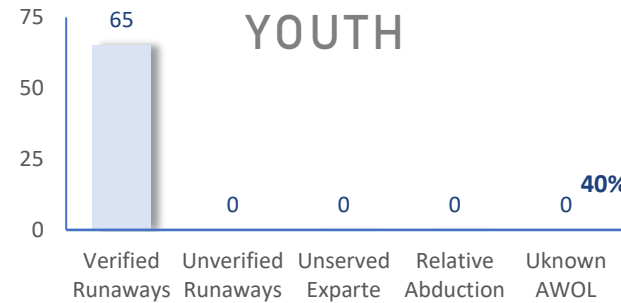
The following statistics show the status and demographics of absent Kansas foster youth and track DCF's successful recovery efforts.

## RECOVERED YOUTH

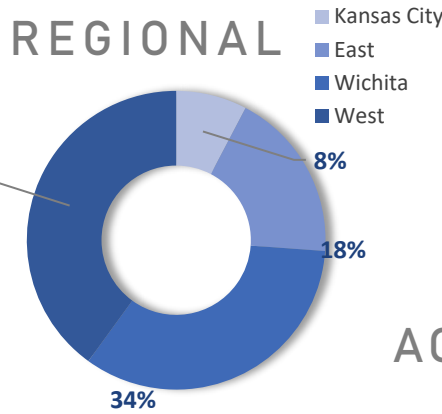


\*A youth may be recovered more than once per month.

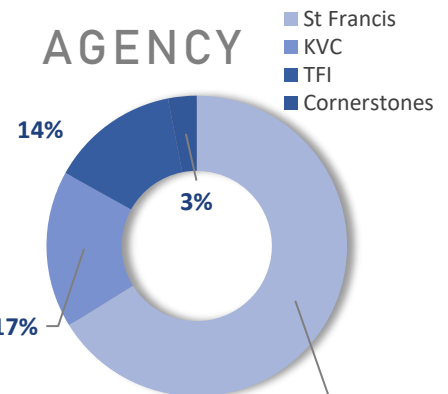
## CURRENT AWOL YOUTH



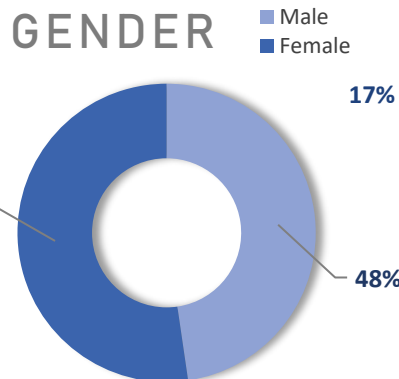
## REGIONAL



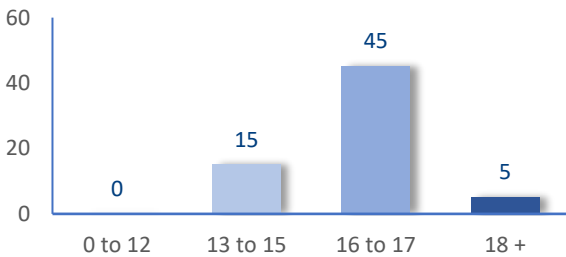
## AGENCY



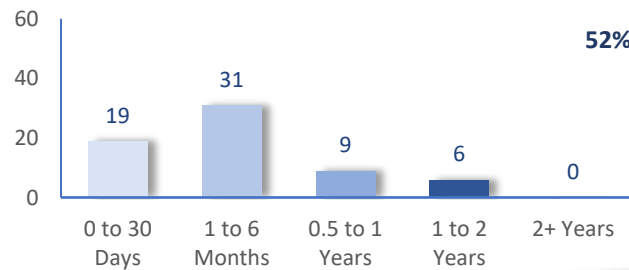
## GENDER



## AGE



## TIME



## DAILY AWOL YOUTH

# 2024

March		April		May		June	
DATE	# AWOL	DATE	# AWOL	DATE	# AWOL	DATE	# AWOL
1	70	1	66	1	65	3	62
4	68	2	69	2	65	4	60
5	68	3	70	3	64	5	60
6	64	4	70	6	61	6	61
7	64	5	69	7	61	7	61
8	64	8	70	8	63	10	65
11	68	9	68	9	65	11	67
12	68	10	68	10	67	12	65
13	67	11	68	13	71	13	
14	66	12	68	14	71	14	
15	67	15	70	15	71	17	
18	68	16	70	16	76	18	
19	68	17	72	17	72	19	
20	67	18	71	20	70	20	
21	68	19	60	21	68	21	
22	67	22	64	22	67	24	
25	64	23	65	23	70	25	
26	64	24	68	24	68	26	
27	66	25	73	28	65	27	
28	64	26	69	29	65	28	
29	64	29	68	30	67		
		30	65	31	64		